



NEWSLETTER  
FOR CENTRAL  
BREVARD  
ROCK AND  
GEM CLUB

# Brevard Gems

Web address: [www.centralbrevardgems.org](http://www.centralbrevardgems.org)

**Open Shop Hours: Sunday 1-4 PM;  
Wednesday 9:30 AM-12:30 PM, 1-4 PM;  
Thursday 6:30-9:30 PM.**

VOLUME 10, ISSUE 7

SEPTEMBER 2021

## President's Message

### REMINDERS:

**September 2.** CBRGC Meeting at Merritt Island Public Library. 6 p.m.

**October 2.** CBRGC Meeting at Merritt Island Public Library. 6 p.m.

**November 2.** CBRGC Meeting at Merritt Island Public Library. 6 p.m.

**December. Christmas/Holiday Party at Olive Garden. TBA.**

**EMAIL** updates will be sent out for any special notifications or events.

Greeting to one and all club members, My daughter Jane is now in College, FGCU in Ft. Myers, so far she is enjoying college life and the challenges of being more responsible for herself. I wish her well!!

And it's September, and that means a return of club meetings!! I know with the Covid/Delta Variant out there some people are nervous, and while I won't say masks are mandatory, if you feel more comfortable wearing one, please do! Attendance is the key to any club!!

There are a number of new items that will be on the table at the September meeting and some will require the approval of the general membership to go forward, so please consider attending so your voice will count too.

Also, elections are around the corner. If you are interested in a position, please let me know.

We also need a Election Committee Chair, the responsibility of said chairperson is to bring forward a slate of officers for the upcoming election. You would need to talk to current officers and any interested in running for an office and from that put together a slate of people that you feel will best represent the club for the upcoming year. Sounds harder than it actually is.

I hope you are all doing well and continue to do so, If there is anything we as a club can do to be of help please don't hesitate to ask me or any of the other officers in the club, that's what we are here for.

Hope you can make it to the meeting, Keep on Rockin'!!!

Mario

**Mario Vento  
2021 President**



## September 2021

■ Classes

■ Open Shop

■ Meetings

■ Event

SUNDAY	MONDAY	TUESDAY	WEDNESDAY	THURSDAY	FRIDAY	SATURDAY
			Open Shop 9:30 am – 12:30 pm 1-4 pm 1	CBRGC Meeting 6 pm 2	3	4
Open Shop 1 – 4 pm 5	Happy Labor Day! 6	7	Open Shop 9:30 am – 12:30 pm 1-4 pm 8	Open Shop 6:30 – 9:30 pm 9	10	11
Open Shop 1 – 4 pm 12	13	14	Open Shop 9:30 am – 12:30 pm 1-4 pm 15	Open Shop 6:30 – 9:30 pm 16	17	18
Open Shop 1 – 4 pm 19	20	21	Open Shop 9:30 am – 12:30 pm 1-4 pm 22	Open Shop 6:30 – 9:30 pm 23	24	25
Open Shop 1 – 4 pm 26	27	28	Open Shop 9:30 am – 12:30 pm 1-4 pm 29	Open Shop 6:30 – 9:30 pm 30		

## INSTRUCTORS

- ◆ Michele is available to teach Wire Wrap or Opal Cutting or Intarsia on Wednesdays from 1-4 p.m. [raymich06@bellsouth.net](mailto:raymich06@bellsouth.net)
- ◆ Mario will continue with Cabbing on Monday evenings 6:30 - 9:30 p.m. [rokhounds@gmail.com](mailto:rokhounds@gmail.com)
- ◆ Tom Brown is available for Wire Wrapping and Cabbing. [tbrown2045@cfl.rr.com](mailto:tbrown2045@cfl.rr.com)..
- ◆ Lucy is currently unavailable for Glass Fusing.
- ◆ John Catana for Beginner Silver, Advanced Silver, Southwest, Filigree, Baskets, or Casting at [jcatana58@gmail.com](mailto:jcatana58@gmail.com).
- ◆ Bill Dewey for Faceting on Wednesday mornings.
- ◆ Elizabeth ([izbet@aol.com](mailto:izbet@aol.com)) and Roz ([roz.mestre@att.net](mailto:roz.mestre@att.net)) are available to teach Kumihimo and Basic Chainmail.
- ◆ Classes are available for all CBRGC members.
- ◆ To sign up for classes, please contact Roz by email at [roz.mestre@att.net](mailto:roz.mestre@att.net) or 321-431-0159 or sign up at meeting.



## Leonard Green

Leonard Green, 96, of Cocoa, FL, departed from this world on June 12, 2021 after a courageously fought battle with leukemia.

He was predeceased by his parents, Ben and Goldie Green; and his sister, Edith Hooser.

Survivors include his sister, Sandra Trees; a daughter, Sheri Ranson (husband Terry); a granddaughter, Emily Bush (husband Matthew); and a great-granddaughter, Anastasia.

Leonard was born in Chicago, IL on April 4, 1925. He spent his childhood years on a family farm in rural Michigan. At the age of 15, he and his family moved to Florida.

Leonard was an Air Force veteran of both WWII and Korea. He served his country with pride and distinction. Like many of his generation, he was resourceful and could fix anything, or create useful items from scratch. Leonard was a technician at Cape Kennedy Space Center for many years and witnessed the historic Apollo 13 launch. He obtained a graph showing the astronauts' heartbeats, pulse and respiration during liftoff, which he treasured. After KSC, Leonard became a successful realtor.

He enjoyed occasional family vacations, and travel into the Blue Ridge Mountains ignited an interest in rockhounding, which led to a lapidary hobby. His craftsmanship and artistry appeared at gem shows along the East Coast and was admired by thousands.

He will be deeply missed by all who knew him.

Leonard will rest in the good company of other service members at Cape Canaveral National Cemetery in Mims.

Please make a donation to your favorite veterans' organization if you wish.

### WISH LIST FOR THE WORKSHOP

These are some supplies we use at the workshop and since COVID has impacted our funds, these are some items that would be most appreciated. Please bring them in either at a meeting or at the workshop. Most of these can be found at a dollar store or on a BOGO or in a multipack. Thank you in advance for your generosity.

- ◇ Bathroom tissue
- ◇ Paper towels
- ◇ Rags, towels, shop towels (for cleaning)
- ◇ Copy paper for the printer
- ◇ Kitty litter
- ◇ Denture brushes (new)
- ◇ Nail brushes (new)
- ◇ Tooth brushes (new)
- ◇ Empty shoe boxes with lids



# FROM THE WORKSHOP




Cheryl Snyder had basic silver class with John and finished her first pendant with abalone shell. Cheryl also made this bracelet and ring.

Below Cheryl is using the polishing wheels to give her creations a beautiful shine.



Below: Karen Downs finished this lovely blue and white Intarsia. Four pieces perfectly fitted together

Tony Braswell finished this Wirewrap bracelet.




Linda Newsom made this beautiful wirewrap bracelet with Michele.

IN SPITE OF COVID, CBRGC KEPT ON TEACHING, LEARNING, DESIGNING, AND CREATING.

Fred fitted this cab into the setting at the shop. He will finish closing the prongs at home.



June made this beautiful sterling silver pendant adorned with a wire bezel and a double wire bale.





## GEM TREE CLASSES TAUGHT BY JENNIFER

In May, Jennifer taught a series of Gem Tree classes at the shop. The classes were opened to family members and some members brought their children.

Handouts were provided describing how to design the different types of trees from Ashes to Willows including your favorite. Some materials had been donated so wires for the branches and trunks, rock and gem chips for the leaves and flowers, and different slabs and rocks for the bases were available at no charge.

Thank you to Jennifer for teaching this class. A fun creative time was had by all.



Left: Carissa and a friend with their gem tree creations.



Right: Elizabeth with her gem tree.



Left: Tom and Erleen diligently working on their Gem Trees.



Right: Mom Karen and daughter Taylor learning and creating together.





## ROCKHOUDING IN UTAH-MAY 2021

By Karin Paradise

My family and I recently returned from a fantastic rockhounding trip to Utah. At the end of May, the four of us climbed into our motorhome and headed west with my son's beloved 1972 International Harvester Scout in tow. The goal: to see as much of Utah and its rocks, minerals, and fossils as possible in the two weeks we had for the trip. The driving took us a little more than 3 days each way so our exploring time was limited. We tried to make the most of the time we had.



Our first stop was boondock camping on some remote BLM (Bureau of Land Management) land off route 95. I carefully planned and packed all the food and water we would need for most of the trip. Having been to rural Utah before, we knew that services were few and far between. We parked the motorhome and spent a day and a half driving around the numerous dirt roads in the truck, hiking, and collecting agate, jasper and petrified wood along with a few unidentified finds. The area was beautiful. And completely empty of other humans. We would've liked to stay longer but we had to move on.

Our next stop was Delta where we spent our only night at an RV park. Delta also has a rock shop that we visited. From that area we travelled to Dugway Geode Beds, Topaz Mountain, and the U-Dig Trilobite mine. Getting to Dugway Geode Beds involved a long drive on dirt roads but we came away with dozens of geodes so it was well worth it as far as I'm concerned. A spare tire and extra food and water are recommended in case of emergency. This area is extremely remote and there is no cell phone service (not on our phones anyway). Luckily, we made it there and back safely. The next morning, we made a quick visit to Topaz Mountain where we were able to find a few decent topaz crystals. Unfortunately, the paid mine area was closed when we arrived so we had to go to the free area. That meant we were on our own to figure out where to go and what to look for. Then it was off to the trilobite mine. We opted to go to the paid digging site because they offer guidance and they expose fresh material daily. There are also free collecting sites in the area but we didn't check those out since our time was limited. In two hours, we each found a couple dozen trilobites. They were mostly small but I was happy with my finds. It was hot and breaking those rocks open with a hammer was hard work especially on my back so two hours was plenty of time to spend there. If you want to find large or unusual specimens you probably need to be very lucky or spend more time there than we did.



Next, it was off to Vernon where we easily collected a bucket of wonderstone. There was plenty of it just laying loose on the surface but you could see where people had worked at trying to chip off exposed chunks from the hill. My son tried breaking off pieces but quickly gave that up. A rock hammer and miners pick didn't seem up to the job. We found plenty of really pretty pieces just laying around waiting to be picked up.



\*\*Utah trip continued on next page\*\*




Utah Trip (continued)

The last areas we visited were Yellow Cat Flat and the Moab area. The Yellow Cat Flat area was a lot of fun. We drove around the dirt roads, got a little lost, and found lots of agate, jasper and petrified wood. When we went to the Moab area, we found it to be unexpectedly crowded. We hadn't been there in four years and it has changed so much! Sadly, I wasn't able to stop at the rock shop in town since we were driving the motorhome and there was a lot of traffic plus road construction. There was absolutely nowhere to park.

To sum up, we had a great vacation and came home with a few hundred pounds of rocks! I could've spent a month happily exploring but unfortunately, we had to get home. Now I have months more fun in store for me as I cut open geodes and slab and polish my finds.



THANKS FOR THE  
ARTICLES AND  
PHOTOS.  
WE LOOK FORWARD TO  
SHARING OUR  
MEMBERS  
ADVENTURES. IT  
HELPS US PLAN OUR  
OWN EXPLORATIONS



Masako and I spent three days in Yellowstone National Park in June. We had a great trip.

The two stones on the left we found in the Lamar River and the two on the right from the side of a canyon.



**YELLOWSTONE  
NATIONAL PARK**  
Dick Cunion





# PEACE RIVER CAMPING, JULY 22-25



Michele Huntington

Because of previous bad experiences with traffic on I-4, Roz, Pete, and I decided to travel the "backroads" on this excursion to Wauchula. And, backroads it is through cattle ranch and orange grove country. We arrived at Peace River RV Resort, which does have cabins for rent, and were given our choice of sites either along the Peace River or closer to pool and showers. We opted for the latter. We went prepared to dig for shark's teeth, but, due to regular evening storms, found the water level too high (4' over) and were unable to see gravel beds in the cloudy swift current so we opted to explore the surrounding area instead.

Roz found the Hardee County Wildlife Refuge and the Cracker Trail Museum. An all handwritten lunch menu was provided at the Pioneer Restaurant across the road which included mullet, frogs legs, and gator tail. On our second day, I suggested the monthly antique fair in Arcadia 20 miles south and we wandered. We found the Arcadia Opera House, a big antique store, was having a clearance sale, and redoing itself as a future artists' coop, hopefully. The high point was the ice cream shop on a hot afternoon and a green rock Pete bought at another antique shop.

It was a relaxing and enjoyable weekend but NO sharks teeth to show for it. We did have a look at the Peace River Campground in Arcadia which told us you can dig for sharks teeth at their boat ramp anytime but it was so overrun and crowded with ATV's, I would not want to camp there.

## Photos from Hardee County Wildlife Refuge and the Cracker Trail Museum





**Club Purpose:**

The purpose of this club is to foster interest in and to promote knowledge and appreciation of minerals, gems, fossils, and the earth sciences. We also disseminate information and instruction in the lapidary arts and the utilization of precious metals in our crafts. These purposes are accomplished through regular meetings with informative programs, workshops, study groups, and field trips.



**OFFICERS AND BOARD OF DIRECTORS**

**Officers:**

President:	Mario Vento	(321)593-2958	rokhounds@gmail.com
1st Vice President:	Elizabeth Bishop	(321)452-1579	izbet@aol.com
2nd Vice President:	Lucy Caracoglia		
Secretary:	Roz Mestre	(321)632-8281	roz.mestre@att.net
Treasurer:	Michele Huntington	(321)799-8536	raymich06@bellsouth.net

**Directors:**

Bill Dewey	2021-22
John Catana	2021-22
Dick Cunion	2020-21
Sara Fellows	2020-21

**Shop Location:**

407 Imperial Blvd, Unit D  
Cape Canaveral, FL  
(Imperial is located off A1A just south of the Port)



Member of Southeast Federation of Mineralogical Societies, Inc. - [www.amfed.org/sfms/](http://www.amfed.org/sfms/)

Affiliated with the American Federation of Mineralogical Societies - [www.amfed.org](http://www.amfed.org)



**Pioneer Museum in Wauchula**

Michele Huntington



See page 8.  
Peace River  
Camping



**Central Brevard Rock and Gem Club  
General Meeting  
June 3, 2021  
Merritt Island Library**

**Attendees:** 17

Meeting opened at 6:03pm.  
Followed by the pledge of allegiance.  
Minutes of last meeting were read by Roz. Motion by Jennifer to approve minutes as read, second by John.

**Membership:** Michele gave report: 70 members for 2021.

**Treasurer:** Michele reviewed bank balance, income and expenses through May 31, 2021 as well as annual report.

**Workshop:** Saws are all working. Genie 3 had to be put to rest since it was no longer repairable. Genie 2 has new water pump. Both Pixies are working. Kiln will be re-programmed so that we can resume fused glass with Lucy.

**Classes:** Roz presented all classes available in the coming weeks. Sign up sheets were made available. We would like to see some show and tell at our meetings, especially from members who are taking classes.

**Newsletter:** Continues to be sent out.

**Website:** Mario will confer with Richard about updating website.

**Facebook:** Roz noted that there has been increased number of people viewing both public and private pages.

**Show:** Erleen has sent out emails to all vendors to see how many will be returning to our 2022 show, waiting for responses. Jennifer suggested that we offer free membership with a beginner class as a raffle to add to our fundraising.

**Fundraising:** Dick mentioned that Cocoa Village Craft show will be held in the Fall and we should consider having a table again to gain membership. Volunteers will be needed.

After the break, Billy conducted the club auction. Several members participated and we sold most of our items.

Meeting adjourned at 7:40pm.  
Minutes submitted by Roz Mestre





**Central Brevard Rock & Gem Club Inc.**

2022 MEMBERSHIP APPLICATION

ANNUAL DUES: ADULTS \$30.00, JUNIOR: \$10.00 (under 18 w/parent)

**CBRGC USE ONLY**

DATE: \_\_\_\_\_ [ ] NEW [ ]RENEWAL [ ]JUNIOR

NAME: \_\_\_\_\_

ADDRESS: \_\_\_\_\_

CITY: \_\_\_\_\_ STATE: \_\_\_\_\_ ZIP: \_\_\_\_\_

PHONE#: \_\_\_\_\_ CELL#: \_\_\_\_\_

EMAIL: \_\_\_\_\_

DATE: \_\_\_\_\_ PAID: \_\_\_\_\_

[ ]CASH [ ] CHARGE [ ] CHECK # \_\_\_\_\_

[ ]CARD ISSUED ISSUED BY \_\_\_\_\_

CLUB FUNCTION: \_\_\_\_\_ INITS: \_\_\_\_\_

SAFETY BRIEFING: \_\_\_\_\_ INITS: \_\_\_\_\_

B'DAY MONTH/DAY: \_\_\_\_\_

PLEASE CHECK YOUR AREAS OF INTEREST;

[ ] GENERAL [ ] BEADING [ ] CABOCHONS [ ] CASTING [ ] FACETING [ ] FUSED GLASS

[ ] INLAY [ ] INTARSIA [ ] KUMIHIMO [ ] OPALS [ ] SILVER [ ] WIRE WRAP

HOW DID YOU HEAR ABOUT US? [ ] FACEBOOK [ ] WEB [ ] FRIEND [ ] OTHER: \_\_\_\_\_

PLEASE  
PLACE  
STAMP  
HERE

