



From our President

Well, time moves steadily on, and with each new season comes the promise of change. As I sit here preparing for my second procedure next week, I find myself thinking about how much I miss being with all of you—at club meetings, in the shop, and especially connecting with the new faces I've yet to meet. Even in this time apart, I'm encouraged by the thought that this season, too, will pass—and I look forward to rejoining you soon, with renewed energy and appreciation for the vibrant community we've built together.

As we move into a new chapter of club activity, I want to take a moment to recognize the enthusiasm and dedication so many of you are bringing to the table. From welcoming new members and sharing your expertise in classes to helping shape our refreshed mission and visual identity, it's clear that our club is not just growing but evolving in exciting ways. We've got some wonderful things on the horizon—including expanded learning opportunities, increased community outreach, and continued planning for the 2026 Expo—and I'm excited to see how we'll come together to make them a success. Let's keep building something meaningful—together!

Mario Vento
2025 Club President

May 1 Club Meeting – Guest Speaker from Jack's by The Jeweler's Shop

We're excited to welcome Jess Ross to our May 1 club meeting—one of the skilled jewelers from Jack's by The Jeweler's Shop, a long-established and trusted business right here in Cocoa Beach.

During the presentation, our speaker will give us an insider look at what happens when a customer brings in older or heirloom jewelry. Whether it's worn, outdated, or in need of repair, they'll walk us through how their shop evaluates each piece and works with customers to restore, reimagine, or modernize it—sometimes turning old treasures into something new and deeply personal.

Jack's by The Jeweler's Shop has been part of the local community since 1987, founded by master jeweler Jack Menard. Known for their craftsmanship, integrity, and personalized service, the team specializes in fine jewelry, repairs, and custom design. Their motto—"We don't just sell jewelry; we create it"—reflects their commitment to quality and care.

Don't miss this fun and informative session—it's sure to inspire new ways of looking at old stones!

Key Dates

- **May 1**—Monthly meeting at Merritt Island Public Library
- **August 29-31**—Winter Gem Show
See page 4 for additional details

Workshop Info

Open Shop Hours:

- Sundays—1-4
- Wednesdays—9:30-12:30 and 1-4
- Thursdays—Call or text Mario at 321-593-2958 to confirm

Location:

- 407 Imperial Boulevard, Unit D-1B, Cape Canaveral, FL 32920

A Fresh Look and Renewed Purpose for Our Club

We're excited to announce some wonderful changes that reflect the evolution of our club and our vision for the future. Over the past several weeks, members were invited to help us select a new logo that better captures who we are today—and where we're headed. Thank you to everyone who participated in the logo poll!

Members ranked their top three choices, and we used a point-based system to tally the votes (with 1st choice = 3 points, 2nd choice = 2 points, and 3rd choice = 1 point). This approach, often referred to as the Borda count system, helps ensure that the final choice reflects broad support across our membership—not just the most first-place votes.

We're thrilled to share that Option B (*shown at right*) received the highest total score and has been selected as our new club logo! We think it beautifully reflects the creativity, passion, and craftsmanship that define our community. But the logo is just one part of a bigger effort to refresh and grow.



As part of this renewal, we've also updated our mission statement.

While our core values remain the same—education, fellowship, and a love of earth sciences, lapidary arts and jewelry-making—we've refined our language to better express our goals and welcome new energy:

Our Mission:

At the Central Brevard Rock & Gem Club, we rock—literally and creatively! Our mission is to spark curiosity, encourage learning, and foster a welcoming community for anyone fascinated by minerals, gems, fossils, jewelry-making, and the lapidary arts.

We support this mission by offering a space where hobbyists, artists, and rockhounds of all experience levels can explore their interests—from cutting and polishing stones to creating unique jewelry through metalwork, wire wrapping, beading, and other techniques. With the guidance of experienced mentors and instructors, members can build their skills through hands-on workshops, engaging programs, and access to shared resources.

Beyond skill-building, we also foster opportunities to connect with others who share a passion for Earth's natural treasures. Whether you're discovering your first geode or designing a one-of-a-kind piece to share with someone special, there's always something new to learn, create, and celebrate together.

This updated mission, along with our new logo sets the tone for the months ahead—and you'll begin to see it soon in our online presence and club materials (including a newly formatted newsletter in May). We're actively working on new programs to expand both our offerings for current members and our outreach to the broader community. Whether it's new workshops, hands-on learning opportunities, or engaging with local schools and events, we're committed to growing together while honoring the traditions that brought us here.

Thank you for being a part of this exciting journey. We look forward to what's ahead—and we can't wait to create it with you.

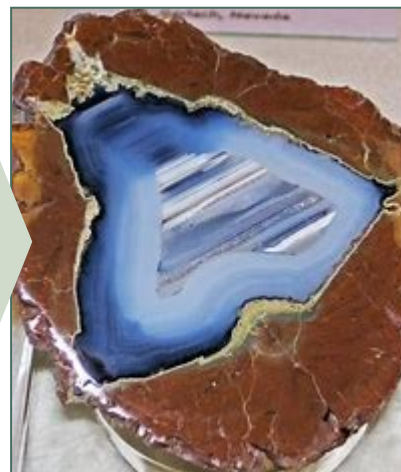
The CBRGC Leadership Team

Upcoming Events & Resources

- **May 1**—Monthly Club Meeting—6PM at Merritt Island Public Library
- **August 29-31**—Winter Gem Show hosted by H&R Gems—The Coliseum (535 4th Avenue N, St. Petersburg)—10 a.m. to 5 p.m
- **The William Holland School of Lapidary Arts** (<https://lapidaryschoolregistration.org>) offers a variety of courses on lapidary and jewelry arts all year long.
- **Rock & Gem Magazine** (<https://www.rockngem.com>) is a fantastic resource for rockhounds and lapidary enthusiasts! Stay up to date by subscribing to their weekly newsletter, packed with valuable tips, articles, and industry news—delivered straight to your inbox.
- **Geology.com** (<https://geology.com>) offers a wide range of resources for studying rocks, minerals, and Earth sciences. The site features stunning specimen photos, along with informative articles on topics like volcanoes, plate tectonics, satellite imagery, and more.
- **Beyond 4Cs** ([23 Amazing Sites For Free Gemology Courses & Resources](#)) offers a roundup of “23 Amazing Sites for Free Gemology Courses & Resources.” One standout is Dr. Barbara Smigel’s Free Gemology Course, created by an Emeritus Professor at the College of Southern Nevada. Her training site is a fantastic introduction for anyone interested in learning more about gemology.
- **Minerals Education Coalition (MEC)** (<https://mineralseducationcoalition.org>) is a great site to spark kids’ curiosity about rocks, minerals, and mining! MEC offers fun, interactive activities, fact sheets, and videos designed to engage students of all ages. It’s a helpful resource for club members looking to share their passion with children or grandchildren.
- **There’s More to Explore on Our Website**—Find additional reference links, learning materials, and club-recommended resources anytime at centralbrevardgems.com/reference. It’s a great place to discover something new, dive deeper into a topic, or share educational tools with others.

Did you know?

Some rockhounds carry more tools than snacks on a hike—and honestly, they’re fine with that! Because who needs trail mix when you might find a thunder egg?



Spotlight on Our Members—Celebrating the Heart of CBRGC

Now that we've introduced our 2025 officers and directors, we're turning the spotlight to the passionate individuals who make up the heart of our club—our members! Whether longtime rockhounds, new to metalsmithing, or quietly sharing skills behind the scenes, each brings something unique to our vibrant community. In this and future issues, we'll highlight the stories, talents, and creative journeys that make CBRGC such a special place to “explore—create—connect.”

Meet Kaity Fredericks: Honoring Legacy, Embracing Discovery

Every artist brings a unique story to their work—and Kaity Fredericks, one of Central Brevard Rock and Gem Club's newest members, is no exception. With a strong family legacy in lapidary, a background in data and strategy, and a passion for community, Kaity's jewelry-making journey is just beginning—but already rich with meaning.

A Career in Strategy and Numbers—Rooted in Community and the Outdoors

By day, Kaity works in financial forecasting for a wealth management firm, helping small business owners make sense of their numbers and plan ahead. With a marketing background and an MBA in business analytics, she enjoys blending data with strategic thinking. Off the clock, she gravitates to nature. A former Division I springboard and platform diver, she now finds joy paddleboarding, visiting springs, or simply soaking up the outdoors. She also volunteers with the Titusville Chamber of Commerce, supporting local businesses in the town she loves.

A Grandfather's Legacy Sparks a New Passion

Kaity's entry into lapidary art was inspired by a treasured inheritance—a beautiful collection of stones and tools passed down from her grandfather, a diamond-certified craftsman. Though she hasn't yet used his equipment, Kaity hopes to one day build a workshop and carry on his legacy. “Right now, I'm focused on learning as much as I can from the club and building a solid foundation,” she says.

Learning by Doing—and Loving the Process

A self-described beginner, Kaity is soaking up knowledge from all directions: vintage lapidary books her grandfather left behind, social media tutorials, and demonstrations at the club. She's completed her first cabochon—a mahogany obsidian—which she treasures for what it represents. “It holds a special place in my heart. It was a way to connect with the tools and stones my grandpa once used.” She's especially drawn to stones collected during family trips to Utah, Oregon, Washington, and Greece—each one a memory preserved in mineral form.

Curious, Creative, and Community-Focused

Though she's still exploring techniques, Kaity lets her curiosity lead. Her process begins with the stone—its shape, pattern, and story. As her skills grow, she looks forward to sourcing materials from gem shows and dealers. She stays inspired through Instagram and TikTok, where a global community of lapidary artists shares tips and encouragement.

Advice for Fellow Beginners

Kaity encourages others not to be intimidated by starting out. “Take it one step at a time and don't be afraid to ask questions. Everyone starts somewhere.” Her advice: join a club, stay curious, and keep practicing. The journey is always more fun with community.

We're thrilled to have Kaity in the CBRGC family and can't wait to see how her story unfolds.

Celebrating Creativity—Member Projects in Focus

Our workshop buzzes with creativity, and this month we're excited to share the results! From the precision of stone faceting to the smooth curves of hand-shaped cabochons, and the vibrant beauty of fused glass, our members are turning raw materials into wearable art. Each piece reflects growing skills, dedication, and imagination. Take a look and let their work inspire your next project!



*Amethyst Pendant
by Hannah*



*Cabs in Pendants
by Ange*



*Sterling Wire-Wrapped
Jasper by Jess*



*Obsidian and Sterling
Bracelet
by Arlene*



*Lapis & Sterling Ring
by Shani*



*Fused Glass Christmas Trees
by Arlene*



*Sterling Wire-Wrapped
Obsidian by Sandy*



*Faceted Lab-Grown
Sapphire by Ange*

Get Inspired—Then Get Creating!

Feeling inspired by the beautiful work on display? You can do it too! CBRGC offers hands-on classes in stone faceting, cabochon making, fused glass, and more—perfect for beginners and seasoned makers alike. Our talented volunteer instructors will guide you step-by-step, and we provide the tools to help you succeed.


Check out our current class offerings at centralbrevardgems.com under “Classes,” and ask about availability. Whether you prefer a group setting or one-on-one instruction, there's a creative journey waiting for you!

Rock Chronicles—Unearthing Nature’s Treasures

Our *Rock of the Month* series rolls on! Each edition offers a closer look at the mineralogical, cultural, and metaphysical stories behind some of Earth’s most intriguing stones. This month, we’re spotlighting two standouts—each with its own unique appeal and history.


Turquoise—A Sky Blue Treasure

Turquoise is among the oldest gemstones, cherished by cultures from ancient Egypt to Native American tribes. Its captivating blue to green shades are due to copper and iron content. Prized for its beauty and symbolism, turquoise is often associated with protection and communication. Mines in Arizona, Iran (formerly Persia), and Tibet produce some of the finest specimens, often used in intricate inlay work and bold statement jewelry.



Tiger’s Eye—A Stone of Courage and Confidence

Tiger’s Eye, with its golden-brown hues and chatoyancy (cat’s-eye effect), has captivated gem enthusiasts for centuries. This quartz variety is formed when crocidolite fibers are replaced by quartz while retaining their fibrous structure. Often associated with courage and protection, Tiger’s Eye is believed to balance emotional energy, making it a popular choice for those seeking inner strength and clarity. It is primarily found in South Africa, Namibia, Australia, and parts of India.



HAPPY BIRTHDAY!

May Birthdays

Eivor Brown

Craig Grindle

Pete Hoyos

Shani Stanley

Workshop Donations Needed

Our workshop can always use some basic supplies—any and all donations of the following are welcome:

- nail brushes
- water bottles
- facial & bathroom tissue
- white & pastel copy paper

Sketching Your Jewelry & Lapidary Designs—Tips to Turn Ideas into Art

Start with Shape & Scale

- Use basic shapes—circles, ovals, rectangles—to block out your design before adding details.
- Sketch to scale when possible. Use graph paper or create a reusable template (e.g., trace around a cab or blank bezel).
- Keep proportions in mind—especially helpful when designing for a specific stone or setting.

Draw Both Front & Side Views

- Jewelry is 3D! A side view can help you figure out depth, layers, or wire flow.
- For pendants or rings, side views are especially useful for showing how a stone will sit or how prongs will wrap.

Annotate Your Sketches

- Don't be afraid to jot down notes next to your drawing: wire gauge, stone size, materials, or textures (e.g., "hammered finish" or "oxidized copper").
- Use arrows or color coding to clarify layers, overlapping elements, or movement in the piece.

Keep It Loose at First

- Let yourself doodle freely—no erasers necessary at the start.
- Use tracing paper to refine shapes or try variations without redrawing the whole thing.

Use Templates & Tools

- Print or buy shape templates (circles, teardrops, squares) for speed and consistency.
- A simple ruler or jewelry caliper helps ensure symmetry, especially for rings or earrings.

Add a Pop of Color

- Lightly color in stones, metal areas, or glass pieces to help visualize the final look.
- Colored pencils or watercolor washes work well for a soft, realistic touch.

Create a Design Journal

- Keep your sketches together in a notebook or binder with plastic sleeves.
- Add finished piece photos beside your sketch to track your growth and help others learn from your process.

Why did the jeweler break up with their gemstone?

Because it was acting a little too facetious!

Let's Get Social—Join Our Private Facebook Group!

You're already part of an amazing club—now bring that same creative energy online! Our members-only Facebook group is a great way to stay connected between meetings and classes. Whether you want to show off a new project, ask for feedback, get help with a tricky technique, or just chat with fellow makers, this is the place for you.



It's our virtual clubhouse—a welcoming space where you can **explore** new ideas, **create** with confidence, and **connect** with others who share your passion for lapidary and jewelry arts.

Not a member yet? Just search “**Central Brevard Rock & Gem Club**” on Facebook and request to join. Let's keep the conversation going and grow our community—one post, photo, and question at a time!

Silversmithing Instructor Opportunity

The club continues to see strong interest in silversmithing classes, and we're looking for experienced members who might be interested in sharing their skills by teaching. If you have a passion for silversmithing and enjoy guiding others in their creative journey, we'd love to hear from you! For more details or to express interest, please contact Roz Mestre (321-431-0159).

Club Mission

At the Central Brevard Rock & Gem Club, we rock—literally and creatively! Our mission is to spark curiosity, encourage learning, and foster a welcoming community for anyone fascinated by minerals, gems, fossils, jewelry-making, and the lapidary arts.



Officers

President:	Mario Vento	(321)593-2958	rokhounds@gmail.com
1st Vice President:	Vacant		
2nd Vice President:	Tom Brown	(321)917-3602	tbrown2045@cfl.rr.com
Secretary:	Andrew Pepper	(321)416-7711	pepper_andrew@yahoo.com
Treasurer:	Jennifer Davison	(502)930-5870	jdavison@me.com

Directors

Erleen Estes	2025-27	(321)514-8775	erleen9@gmail.com
Richard Prickett	2025-27	(321)698-9359	mancomp@bellsouth.net
Carol Warner	2024-25	(407)468-1333	basinstreetstudio@outlook.com



Member of Southeast Federation of Mineralogical Societies, Inc. - www.southeastfed.org

Affiliated with the American Federation of Mineralogical Societies - www.amfed.org



Meeting Minutes—April 3, 2025

Meeting called to order at 6:10 by Tom.

President's Welcome and Opening Notes

- Quorum was met. Pledge of Allegiance was conducted, and Tom delivered Presidents notes.

Presentation

- Michele gave a presentation on her trip to national parks in southern Nevada and southwest Utah and the museums and rock formations she got to see.

Approval of Minutes

- The minutes for February and March were read and accepted as read.

Officer Reports

- **First Vice President:** Absent position
- **Second Vice President (Membership):** Tom
 - Membership 69 members, 2 junior, 2 life, 22 new, 38 renewals, 4 returning.
- **Treasurer Report:** Jennifer
 - Total Income YTD \$10,527.50. Total Expenses (including 2026 show expenses, FPL and annual insurance) are \$10,575.54, for a deficit of \$48.04. Rock swap gathered \$266. We will need to pay an additional insurance fee if we have a second show this year.

Newsletter: Carol

- Newsletter was sent out, Facebook page has been set up, members place sign up if you do use Face book, she discussed actions to be added, people that were removed and questions,

Committee and Class Updates

- **Classes:**
 - Roz: All classes are completed. Michele is a wire wrapping class instructor and there are 3 students. Michele said she would teach an opal class in May, and Roz is contacting those interested to see when to schedule. No silversmith classes currently scheduled. Karen may be teaching silversmithing, Roz discussed there are material costs.
 - Jennifer: Ange is looking to start regular chain maille classes at the library soon.
- **Supervisors/Shop Schedule:** No additions. Need new supervisors.
- **Workshop Committee:** No new information on Maintenance.
- **Gem Show:** Erleen
 - Meeting set for 17th April 6pm at the shop for 2026 Rock and Gem show information.

Business

- **Old Business:**
 - Social media and website updates: It is in the works.
 - Rock Swap: We will have a table. If others are interested in a table, it is a \$30 fee. At Wickham Park
- **New Business:**
 - Social Outreach interest for VA outreach.
 - Static chainmaille classes forthcoming.
 - Logo talk, T-shirts, designs.

Jennifer discussed the rock of the month—Jasper—and provided a show and tell area.

Break at 7:15

Motion was made to adjourn at 7:30 by Ange, second by Jennifer and was passed by majority.

Next Meeting

- The next meeting will be May 1st, 2025.